


NO PREP

Addition **BUMP** Games

Freebie

Addition to 20

by Games 4 Learning
www.teacherspayteachers.com



Copyright © 2013 Teresa Evans (Updated 2015)
Games 4 Learning

www.teacherspayteachers.com/Store/Games-4-Learning

All rights reserved by author.

Permission to copy for single classroom use only.
Electronic distribution limited to single classroom use only.
Not for public display.

Graphics by

© KPM Doodles

www.teachersnotebook.com/shop/kpmdoodles

© Creative Clips by Krista Wallden

www.teacherspayteachers.com/Store/Krista-Wallden

© From the Pond

<http://frompond.blogspot.com>

© RebeccaB Designs

www.teacherspayteachers.com/Store/Rebeccab-Designs

© Tracee Orman

www.traceeorman.com

www.teacherspayteachers.com/Store/Tracee-Orman



BUMPS

Preparing the Games

Print and Laminate - Print each game board on cardstock or on paper and laminate.

Print on Cardstock – This is an economical way to produce the Bump Games. The game boards can then be put into a sheet protector to make them more durable.

These Bump games require dice and counters to play. Each player will require counters in a different color.

Using the Games

Math Centers - The games are ideal for math center activities.

Whole Class Games - Enlarge a game on a copier and it can be used as a whole class game. The class can sit in a circle on the floor around the board and play in teams or the game board can be attached to a pin board or whiteboard.

Display on Smartboard – The games can also be used as whole class games by projecting a game onto a Smartboard. This is an ideal way to teach the class how to play the games.

Homework - These games are ideal for homework. They are a fun alternative to regular homework and parents can be involved in playing the games with their children. This is really popular with the kids and the parents.

Fast Finisher – The games are perfect activities for those children who finish their work early. They can be kept in a box of games or on a shelf where the children can access them when they finish their work.


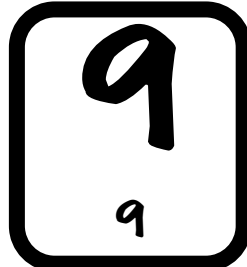




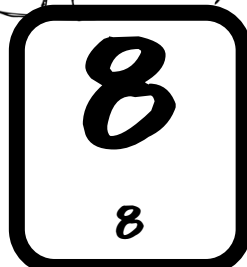
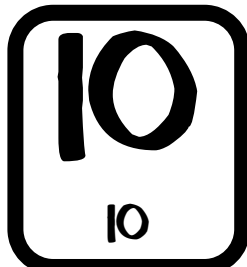
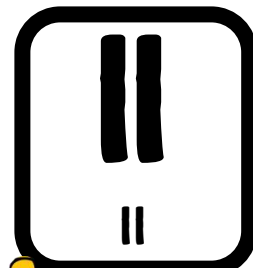
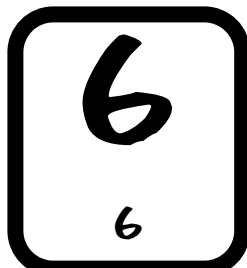

Peer Tutoring - These Board Games are a great activity for students to use to help each other. Pair a weaker student with a stronger student so students can 'tutor' others.

Buddy Class Activity – These games are ideal as a buddy class activity. Have the younger students 'teach' their older buddies how to play the game.



Skating Friends Bump


Addition – Roll 2 and Add 1 More



a game for 2 players


Need: 2 dice and 8 counters per player – each player uses a different color

To Play: Players take turns to roll the 2 dice, add the numbers together and then add 1 more. Then they cover this number with one of their counters, covering the large number. If another player has covered that number, they can 'bump' that counter off and put one of their own counters on it. If that number is covered by one of the player's own counters, they can add another counter on top and then they have won that space. You can only 'bump' when there is only one counter on the number. The winner of the game is the first player to use all 8 of their counters.



20 Monkeys Bump

Addition – Roll 2 and Make 20



a game for 2 players

Need: 2 dice and 8 counters per player – each player uses a different color

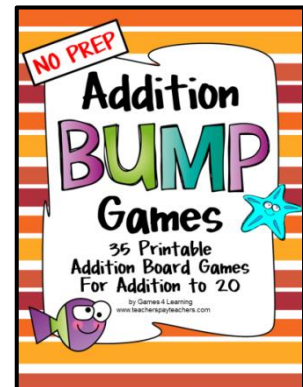
To Play: Players take turns to roll the 2 dice, add the numbers together and work out how much needs to be added to this number to make 20. The player then covers this number. For Example: If a player rolls 2 and 5, they would cover 13. If another player has covered that number, they can 'bump' that counter off and put one of their own counters on it. If that number is covered by one of the player's own counters, they can add another counter on top and then they have won that space. You can only 'bump' when there is only one counter on the number. The winner of the game is the first player to use all 8 of their counters.



Thank You!

I would like to take this opportunity to thank you for downloading Addition Bump Games Freebie and to wish you and your students lots of fun with these games!

Please consider leaving a comment and rating for the product.
Kind regards,
Teresa



More Addition Bump Games are available in -

At <https://www.teacherspayteachers.com/Product/Addition-825058>

- Space Bump - Roll 1 and Add 1 More
- Butterfly Bump - Roll 1 and Add 2 More
- Rainy Day Bump - Roll 1 and Add 3 More
- Cowboy Bump - Roll 1 and Add 4 More
- Starfish Bump - Roll 1 and Add 5 More
- Art Time Bump - Roll 1 and Add 6 More
- Seven Snakes Bump - Roll 1 and Add 7 More
- Rainbow Bump - Roll 1 and Add 8 More
- Candy Bump - Roll 1 and Add 9 More
- Snowy Bump - Roll 1 and Add 10 More
- Flip Flop Bump - Roll 1 and Double It
- Funny Fish Bump - Roll 2 and Add
- Sunny Bump - Roll 2 and Add 1 More
- Birdhouse Bump - Roll 2 and Add 2 More
- Lions and Tigers Bump - Roll 2 and Add 3 More
- Baa Baa Bump - Roll 2 and Add 4 More
- Batty Bump - Roll 2 and Add 5 More
- Dolphin Bump - Roll 2 and Add 6 More

- Monkey Bump - Roll 2 and Add 7 More
- Cupcake Bump - Roll 2 and Add 8 More
- Penguin Bump - Roll 2 and Add 9 More
- Rocket Bump - Roll 2 and Add 10 More
- Spider Bump - Roll 2 and Double
- Party Bump - Roll 3 and Add
- Make 10 Bump - Roll 1 and Make 10
- Make 11 Bump - Roll 1 and Make 11
- Make 12 Bump - Roll 1 and Make 12
- Make 13 Bump - Roll 2 and Make 13
- Make 14 Bump - Roll 2 and Make 14
- Make 15 Bump - Roll 2 and Make 15
- Make 16 Bump - Roll 2 and Make 16
- Make 17 Bump - Roll 2 and Make 17
- Make 18 Bump - Roll 2 and Make 18
- Make 19 Bump - Roll 2 and Make 19
- Make 20 Bump - Roll 2 and Make 20

Also Available from
[Games 4 Learning](https://www.games4learning.com)

